

Ysgol Gymraeg Y Fenni, Sir Fynwy

Key Stage 2



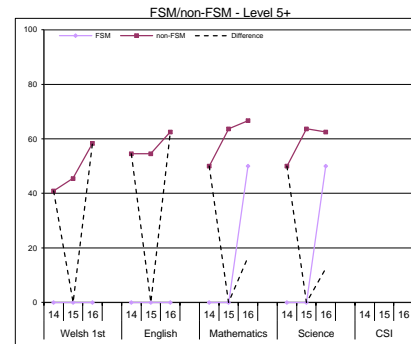
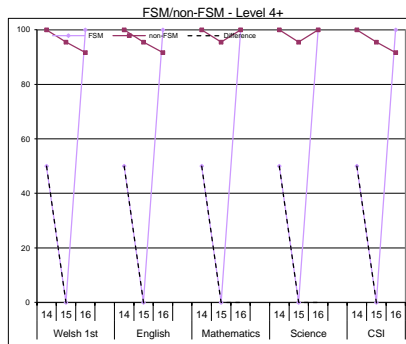
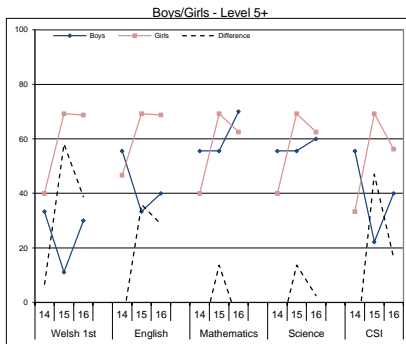
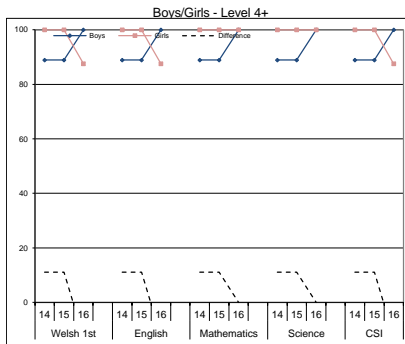
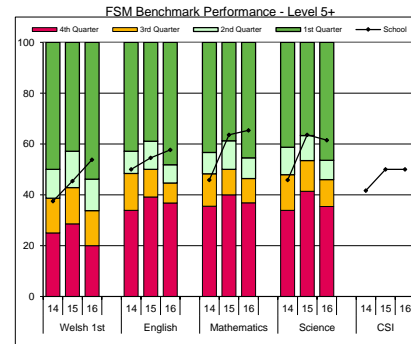
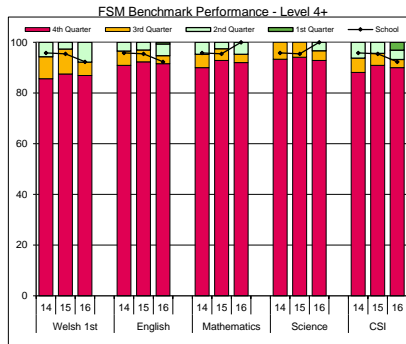
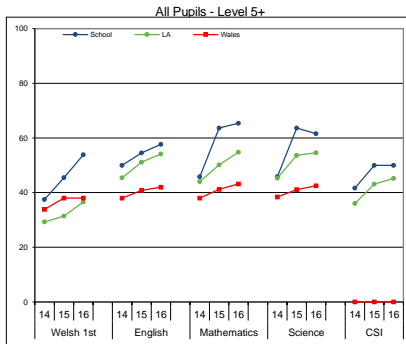
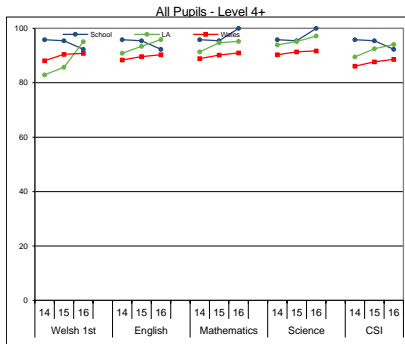
- ▲ Performance increased in both 2015 and 2016.
- ▼ Performance went up/down in 2015 and 2016.
- Performance decreased in both 2015 and 2016.

Context	13-14	14-15	15-16	3 year average
FSM %	6.0	11.0	11.7	9.7
Pupil Numbers				
All Pupils	187	187	213	196
Boys	70	68	92	77
Girls	117	119	121	119
FSM	21	22	23	22
SEN Status				
Statement	2	2	1	2
Action +	17	17	16	17
Action	15	20	31	22
LAC	0	0	0	0
non-White British	3	4	5	4
Pupils in SNRB	0	0	0	0

Context	13-14	14-15	15-16	3 year average
Percentage				
Boys	37.4	36.4	43.2	39.3
Girls	62.6	63.6	56.8	60.7
FSM	6.0	11.0	11.7	9.7
SEN Status				
Statement	1.1	1.1	0.5	1.0
Action +	9.1	9.1	7.5	8.7
Action	8.0	10.7	14.6	11.2
LAC	0.0	0.0	0.0	0.0
non-White British	1.6	2.1	2.3	2.0
Pupils in SNRB	-	-	-	-
Attendance	96.9	96.5	-	-

Level 4+	13-14	14-15	15-16		
Welsh 1st Language	School	95.8	95.5	92.3	▼
	LA	82.9	85.7	95.1	▲
	Wales	88.1	90.5	90.8	▲
English	School	95.8	95.5	92.3	▼
	LA	90.8	93.4	95.9	▲
	Wales	88.4	89.6	90.3	▲
Mathematics	School	95.8	95.5	100.0	○
	LA	91.4	94.7	95.2	▲
	Wales	88.9	90.2	91.0	▲
Science	School	95.8	95.5	100.0	○
	LA	93.9	95.2	97.2	▲
	Wales	90.3	91.4	91.7	▲
CSI	School	95.8	95.5	92.3	▼
	LA	89.5	92.5	94.1	▲
	Wales	86.1	87.7	88.6	▲

Level 5+	13-14	14-15	15-16		
Welsh 1st Language	School	37.5	45.5	53.8	▲
	LA	29.3	31.4	36.6	▲
	Wales	33.9	38.0	38.0	▲
English	School	50.0	54.5	57.7	▲
	LA	45.4	51.2	54.1	▲
	Wales	38.0	40.8	42.0	▲
Mathematics	School	45.8	63.6	65.4	▲
	LA	44.0	50.2	54.8	▲
	Wales	38.0	41.2	43.2	▲
Science	School	45.8	63.6	61.5	○
	LA	45.3	53.6	54.6	▲
	Wales	38.4	41.1	42.5	▲
CSI	School	41.7	50.0	50.0	○
	LA	36.1	43.1	45.2	▲
	Wales	-	-	-	-



Boys outperformance of girls (difference below 0) is not included in these charts.

FSM pupils outperformance of non-FSM pupils (difference below 0) is not included in these charts.

Ysgol Gymraeg Y Fenni, Sir Fynwy

Cyfnod Allweddol 2



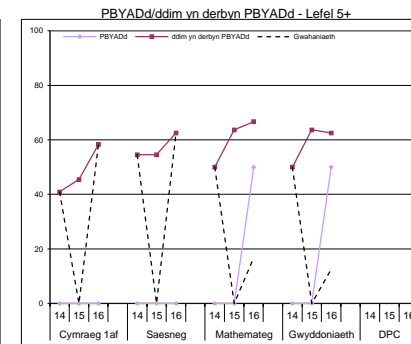
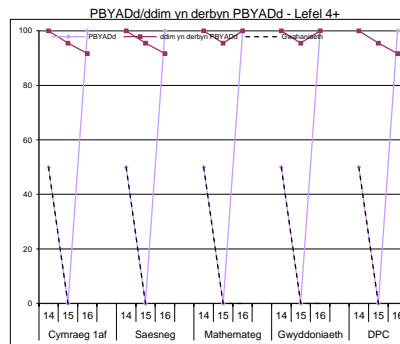
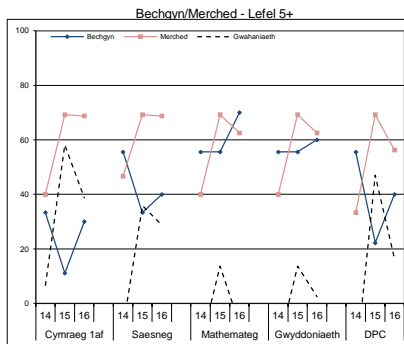
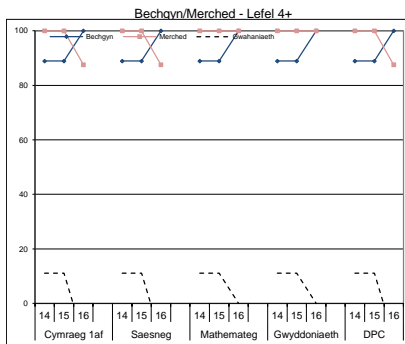
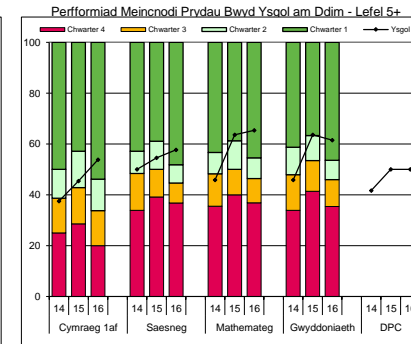
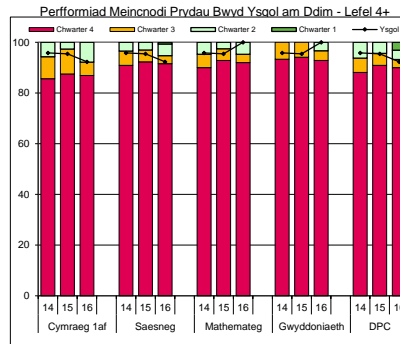
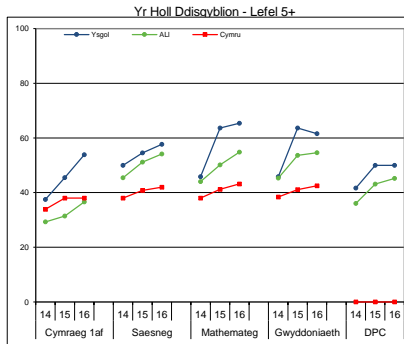
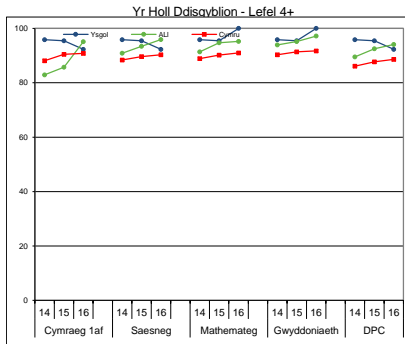
- ▲ Perfformiad wedi cynyddu yn 2015 a hefyd 2016.
- ▼ Perfformiad wedi cynyddu / gostwng yn 2015 a hefyd 2016.
- ◄ Perfformiad wedi gostwng yn 2015 a hefyd 2016.

Cyd-destun	13-14	14-15	15-16	cyfartaledd 3 blynedd
PBYADd %	6.0	11.0	11.7	9.7
Nifer y Disgyblion				
Yr holl ddisgyblion	187	187	213	196
Bechgyn	70	68	92	77
Merched	117	119	121	119
PBYADd	21	22	23	22
Statws AAA				
Datganiad	2	2	1	2
Gweithredu +	17	17	16	17
Gweithredu	15	20	31	22
PGA	0	0	0	0
dim Gwyn Prydeinig	3	4	5	4
Disgyblion mewn Uned				
Anghenion Arbennig	0	0	0	0

Cyd-destun	13-14	14-15	15-16	cyfartaledd 3 blynedd
Canran				
Bechgyn	37.4	36.4	43.2	39.3
Merched	62.6	63.6	56.8	60.7
PBYADd	6.0	11.0	11.7	9.7
Statws AAA				
Datganiad	1.1	1.1	0.5	1.0
Gweithredu +	9.1	9.1	7.5	8.7
Gweithredu	8.0	10.7	14.6	11.2
PGA	0.0	0.0	0.0	0.0
dim Gwyn Prydeinig	1.6	2.1	2.3	2.0
Disgyblion mewn UAA	-	-	-	-
Presenoldeb	97	96	-	-

Lefel 4+	13-14	14-15	15-16		
Cymraeg 1af	Ysgol	95.8	95.5	92.3	▼
	ALI	82.9	85.7	95.1	▲
	Cymru	88.1	90.5	90.8	▲
Saesneg	Ysgol	95.8	95.5	92.3	▼
	ALI	90.8	93.4	95.9	▲
	Cymru	88.4	89.6	90.3	▲
Mathemateg	Ysgol	95.8	95.5	100.0	▲
	ALI	91.4	94.7	95.2	▲
	Cymru	88.9	90.2	91.0	▲
Gwyddoniaeth	Ysgol	95.8	95.5	100.0	▲
	ALI	93.9	95.2	97.2	▲
	Cymru	90.3	91.4	91.7	▲
DPC	Ysgol	95.8	95.5	92.3	▼
	ALI	89.5	92.5	94.1	▲
	Cymru	86.1	87.7	88.6	▲

Lefel 5+	13-14	14-15	15-16		
Cymraeg 1af	Ysgol	37.5	45.5	53.8	▲
	ALI	29.3	31.4	36.6	▲
	Cymru	33.9	38.0	38.0	▲
Saesneg	Ysgol	50.0	54.5	57.7	▲
	ALI	45.4	51.2	54.1	▲
	Cymru	38.0	40.8	42.0	▲
Mathemateg	Ysgol	45.8	63.6	65.4	▲
	ALI	44.0	50.2	54.8	▲
	Cymru	38.0	41.2	43.2	▲
Gwyddoniaeth	Ysgol	45.8	63.6	61.5	▲
	ALI	45.3	53.6	54.6	▲
	Cymru	38.4	41.1	42.5	▲
DPC	Ysgol	41.7	50.0	50.0	▲
	ALI	36.1	43.1	45.2	▲
	Cymru	-	-	-	▲



Nid yw'r siartiau hyn yn dangos perfformiad bechgyn yn uwch na'r merched (gwahaniaeth yn is na 0).

Nid yw'r siartiau hyn yn dangos perfformiad disgyblion PBYADd yn uwch na ddisgyblion nad ydynt yn gymwys am PBYADd (gwahaniaeth yn is na 0).