

Ysgol Gymraeg Y Fenni

LA / School code 679/2317

LA name Monmouthshire

School Comparative Report: National Reading and Numeracy Tests

Age-standardised score

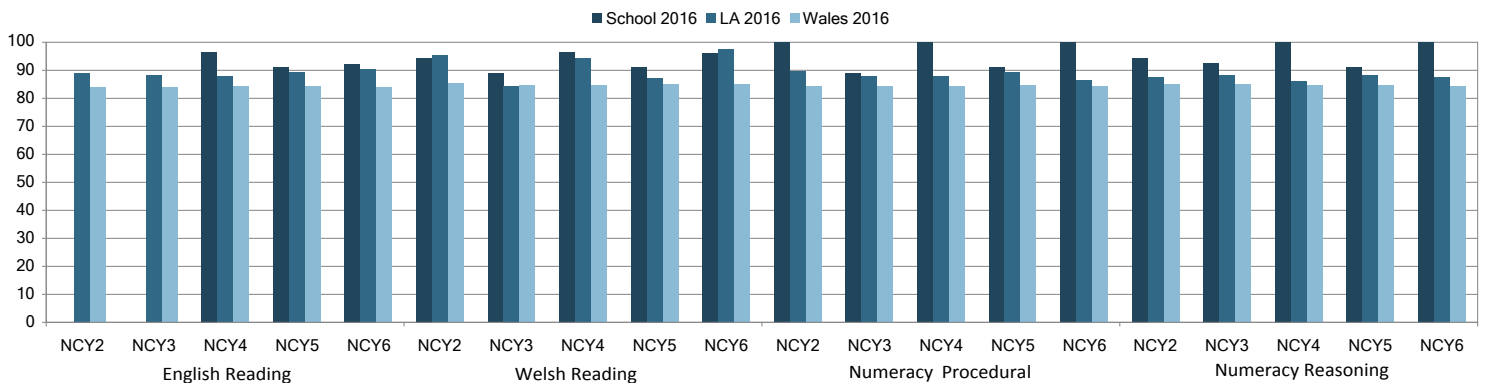
Age-standardised scores enable you to compare each pupil to all other pupils in Wales of the same age (in years and months) who took the same tests in April and May 2016.

The tables and charts below summarise the age standardised-scores for each year group in your school, along with your local authority and Wales for comparison.

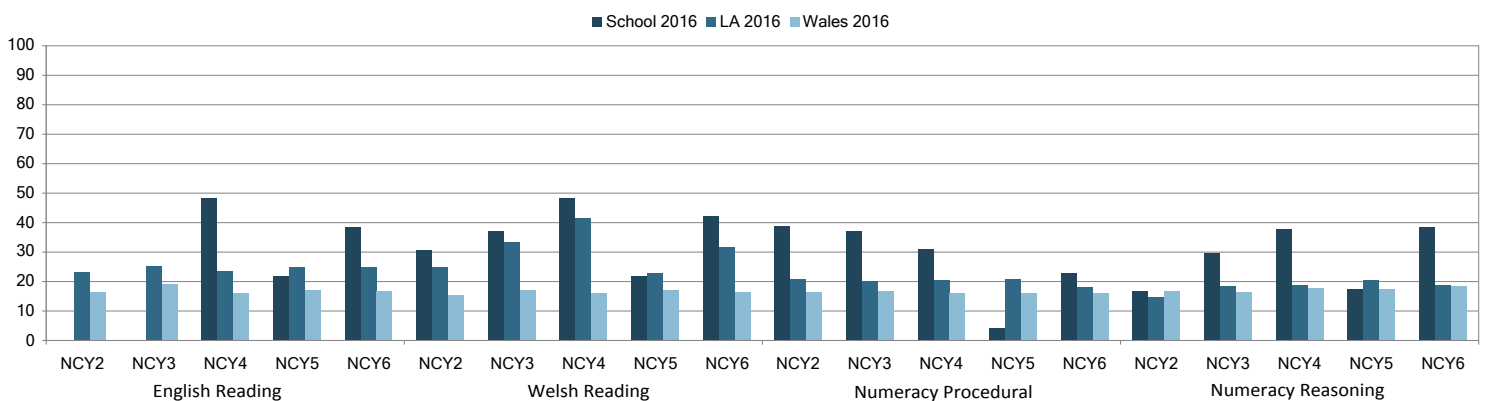
Percentage of pupils within each range of scores:

NCY	English Reading			Welsh Reading			Numeracy Procedural			Numeracy Reasoning		
	School	LA	Wales	School	LA	Wales	School	LA	Wales	School	LA	Wales
	2016	2016	2016	2016	2016	2016	2016	2016	2016	2016	2016	2016
<85	-	11	16	6	5	15	0	10	16	6	13	15
2 Between 85 - 115	-	66	68	64	70	70	61	69	68	78	73	68
>115	-	23	16	31	25	16	39	21	17	17	15	17
<85	-	12	16	11	16	15	11	12	16	7	12	15
3 Between 85 - 115	-	63	65	52	51	68	52	68	68	63	70	68
>115	-	25	19	37	33	17	37	20	17	30	18	16
<85	3	12	16	3	6	15	0	12	16	0	14	15
4 Between 85 - 115	48	64	68	48	53	69	69	68	68	62	68	67
>115	48	24	16	48	42	16	31	20	16	38	19	18
<85	9	11	16	9	13	15	9	11	15	9	12	15
5 Between 85 - 115	70	64	67	70	64	68	87	69	69	74	68	67
>115	22	25	17	22	23	17	4	21	16	17	20	18
<85	8	10	16	4	2	15	0	13	16	0	12	15
6 Between 85 - 115	54	65	67	54	66	68	77	68	68	62	69	66
>115	38	25	17	42	32	17	23	18	16	38	19	18

Percentage of pupils achieving a score of 85 and above:



Percentage of pupils achieving a score of 115 and above:



Progress Measure

The progress measure enables you to compare the performance of your own pupils with all pupils who took the same test in the same year group. The progress measure makes it possible to track relative performance over time.

The tables below summarise the progress measure for your school, along with your local authority and Wales for comparison. You can:

- compare the relative performance of different cohorts of pupils at a given point in time (read the table horizontally);
- compare the relative performance of a single cohort of pupils at different time points (read the table diagonally);
- compare the relative performance of different cohorts of pupils in your school to your LA and Wales.

Percentage of pupils achieving an average or above average progress measure:

NCY	English Reading					Welsh Reading					Numeracy Procedural					Numeracy Reasoning				
	School	School	School	LA	Wales	School	School	School	LA	Wales	School	School	School	LA	Wales	School	School	School	LA	Wales
	2014	2015	2016	2016	2016	2014	2015	2016	2016	2016	2014	2015	2016	2016	2016	2014	2015	2016	2016	2016
2	-	-	-	91	86	82	84	94	95	83	89	92	97	90	85	89	100	94	86	84
3	-	-	-	89	84	79	100	89	87	84	75	100	89	88	85	75	93	93	86	84
4	92	91	97	88	84	88	91	97	94	86	100	91	100	88	84	84	96	100	87	85
5	96	96	87	89	83	96	96	91	85	84	87	100	87	89	85	91	100	91	88	84
6	92	91	92	89	83	100	91	92	95	85	96	91	100	87	84	100	86	100	86	83

Mean progress measure (excludes disapplied or absent pupils):

NCY	English Reading				Welsh Reading				Numeracy Procedural				Numeracy Reasoning			
	School	School	School	LA	School	School	School	LA	School	School	School	LA	School	School	School	LA
	2014	2015	2016	2016	2014	2015	2016	2016	2014	2015	2016	2016	2014	2015	2016	2016
2	-	-	-	1006	1005	1011	1013	1010	1006	1010	1018	1004	1003	1010	1013	1002
3	-	-	-	1006	995	1017	1009	1007	993	1013	1009	1003	990	1010	1008	1004
4	1005	1011	1016	1005	1009	1005	1016	1014	1006	1000	1014	1003	1001	1004	1017	1003
5	1015	1019	1007	1007	1014	1012	1005	1004	1011	1016	997	1004	1007	1017	1007	1005
6	1010	1017	1013	1006	1008	1016	1015	1012	1008	1011	1012	1003	1014	1008	1016	1004

Adroddiad Cymharol yr Ysgol: Profion Darllen a Rhifedd Cenedlaethol

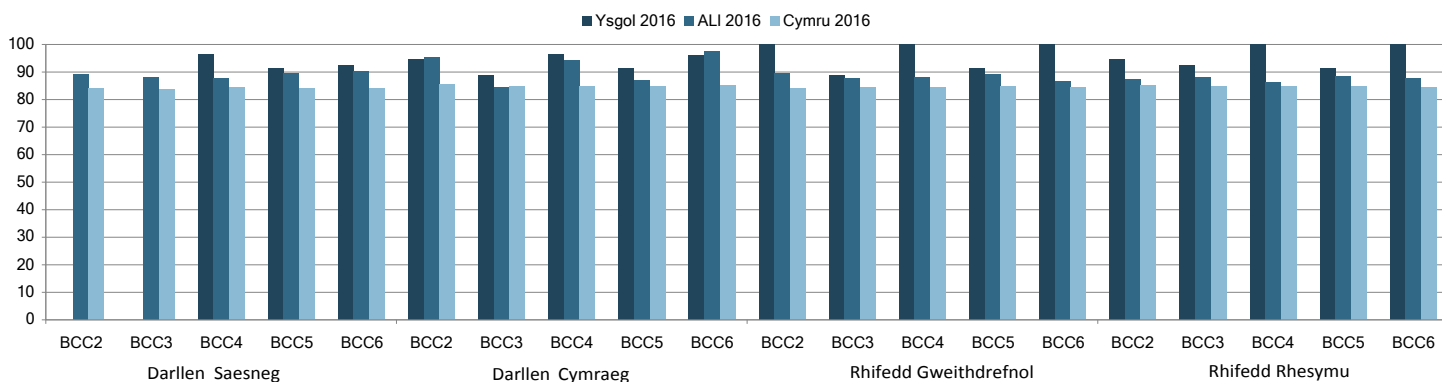
Sgôr safonedig ar sail oedran

Mae sgoriau safonedig ar sail oedran yn eich galluogi i gymharu pob disgybl ag eraill yng Nghymru o'r un oedran (mewn blynyddoedd a misoedd) a gymerodd yr un profion ym mis Ebrill a Mai 2016. At ddibenion cymharu mae'r tablau a'r siartiau isod yn crynhoi'r sgoriau safonedig ar sail oedran ar gyfer pob grŵp blwyddyn yn eich ysgol, yn eich awdurdod lleol ac yng Nghymru.

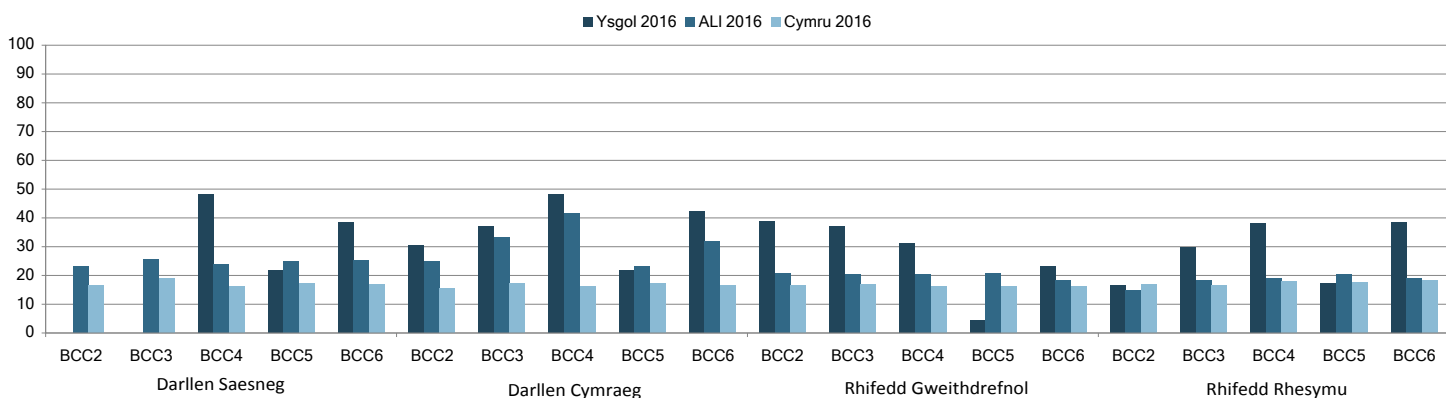
Canran y disgyblion o fewn pob ystod sgoriau:

BCC	Darllen Saesneg			Darllen Cymraeg			Rhifedd Gweithdrefnol			Rhifedd Rhesymu			
	Ysgol 2016	ALI 2016	Cymru 2016	Ysgol 2016	ALI 2016	Cymru 2016	Ysgol 2016	ALI 2016	Cymru 2016	Ysgol 2016	ALI 2016	Cymru 2016	
2	<85	-	11	16	6	5	15	0	10	16	6	13	15
	Rhwng 85 a 115	-	66	68	64	70	70	61	69	68	78	73	68
	>115	-	23	16	31	25	16	39	21	17	17	15	17
3	<85	-	12	16	11	16	15	11	12	16	7	12	15
	Rhwng 85 a 115	-	63	65	52	51	68	52	68	68	63	70	68
	>115	-	25	19	37	33	17	37	20	17	30	18	16
4	<85	3	12	16	3	6	15	0	12	16	0	14	15
	Rhwng 85 a 115	48	64	68	48	53	69	69	68	68	62	68	67
	>115	48	24	16	48	42	16	31	20	16	38	19	18
5	<85	9	11	16	9	13	15	9	11	15	9	12	15
	Rhwng 85 a 115	70	64	67	70	64	68	87	69	69	74	68	67
	>115	22	25	17	22	23	17	4	21	16	17	20	18
6	<85	8	10	16	4	2	15	0	13	16	0	12	15
	Rhwng 85 a 115	54	65	67	54	66	68	77	68	68	62	69	66
	>115	38	25	17	42	32	17	23	18	16	38	19	18

Canran y disgyblion a gafodd sgôr o 85 ac uwch:



Canran y disgyblion a gafodd sgôr o 115 ac uwch:



Mesur cynnydd

Mae'r mesur cynnydd yn eich galluogi i gymharu perfformiad pob disgybl â phob disgybl a gymerodd yr un prawf yn yr un grŵp blwyddyn. Mae'r mesur cynnydd yn ei gwneud hi'n bosibl tracio perfformiad cymharol dros amser.

Mae'r tablau isod yn crynhoi'r mesurau cynnydd ar gyfer eich ysgol, ynghyd â'r mesurau ar gyfer eich awdurdod lleol a Chymru at ddibenion cymharu. Gallwch:

- Gymharu perfformiad cymharol cohortau gwahanol o ddisgyblion ar adeg benodol (darllen y tabl yn llorweddol)
- Cymharu perfformiad cymharol un cohort o ddisgyblion ar wahanol adegau (darllen y tabl yn groesliniol)
- Cymharu perfformiad cymharol cohortau gwahanol o ddisgyblion yn eich ysgol a pherfformiad yn eich awdurdod lleol ac ar draws Cymru.

Canran y disgyblion y mae eu cynnydd yn gyfartalog neu'n uwch na'r cyfartaledd:

NCY	Darllen Saesneg					Darllen Cymraeg					Rhifedd Gweithdrefnol					Rhifedd Rhesymu				
	Ysgol 2014	Ysgol 2015	Ysgol 2016	ALI 2016	Cymru 2016	Ysgol 2014	Ysgol 2015	Ysgol 2016	ALI 2016	Cymru 2016	Ysgol 2014	Ysgol 2015	Ysgol 2016	ALI 2016	Cymru 2016	Ysgol 2014	Ysgol 2015	Ysgol 2016	ALI 2016	Cymru 2016
2	-	-	-	91	86	82	84	94	95	83	89	92	97	90	85	89	100	94	86	84
3	-	-	-	89	84	79	100	89	87	84	75	100	89	88	85	75	93	93	86	84
4	92	91	97	88	84	88	91	97	94	86	100	91	100	88	84	84	96	100	87	85
5	96	96	87	89	83	96	96	91	85	84	87	100	87	89	85	91	100	91	88	84
6	92	91	92	89	83	100	91	92	95	85	96	91	100	87	84	100	86	100	86	83

Sgôr mesur cynnydd cymedrig (heb gynnwys disgyblion wedi'u datgymhwyso neu oedd yn absennol):

NCY	Darllen Saesneg					Darllen Cymraeg					Rhifedd Gweithdrefnol					Rhifedd Rhesymu				
	Ysgol 2014	Ysgol 2015	Ysgol 2016	ALI 2016	Cymru 2016	Ysgol 2014	Ysgol 2015	Ysgol 2016	ALI 2016	Cymru 2016	Ysgol 2014	Ysgol 2015	Ysgol 2016	ALI 2016	Cymru 2016	Ysgol 2014	Ysgol 2015	Ysgol 2016	ALI 2016	Cymru 2016
2	-	-	-	1006	1006	1005	1011	1013	1010	1010	1006	1010	1018	1004	1004	1003	1010	1013	1002	1002
3	-	-	-	1006	1006	995	1017	1009	1007	1007	993	1013	1009	1003	1003	990	1010	1008	1004	1004
4	1005	1011	1016	1005	1005	1009	1005	1016	1014	1014	1006	1000	1014	1003	1003	1001	1004	1017	1003	1003
5	1015	1019	1007	1007	1007	1014	1012	1005	1004	1004	1011	1016	997	1004	1004	1007	1017	1007	1005	1005
6	1010	1017	1013	1006	1006	1008	1016	1015	1012	1012	1008	1011	1012	1003	1003	1014	1008	1016	1004	1004